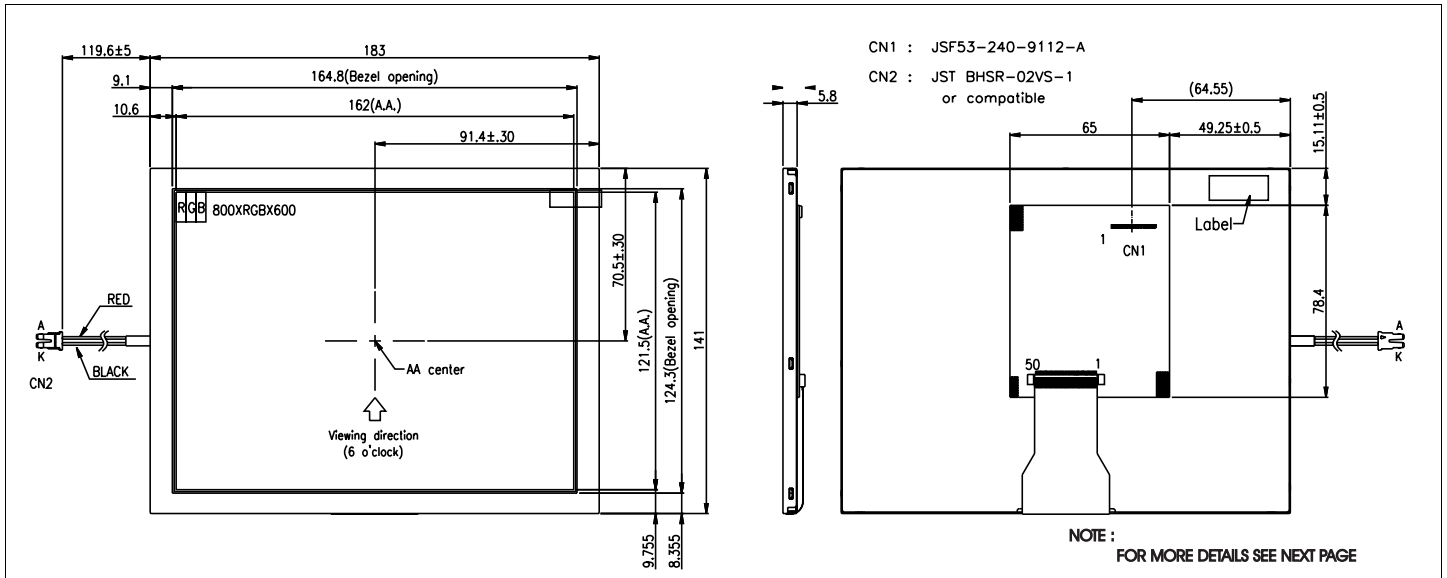


HDA800S-GT

Dimensional Drawing

8" ,SVGA (800 X600) , TFT Color Graphics ,White LED Backlight



Features

- Viewing Angle(H/V).....140/125 degrees
- High Contrast.....500:1
- Fast Response Time.....25 msec
- Built-in Controller.....none
- Touch Screen.....optional

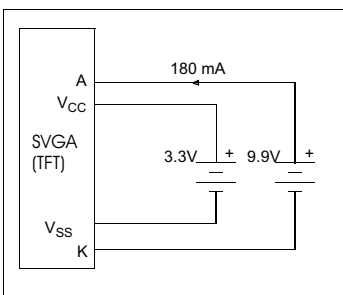
Physical Data

- Module Size.....183W x141H x5.8T mm
- Viewing Area Size.....164.8W x124.3 H mm
- Dot Pitch.....0.2025W x 0.2025H mm
- Weight.....TBA

Electrical Characteristics (VCC=3.3±0.125V 25°C)

PARAMETER	SYM	CONDITION	MIN	TYP	MAX	UNIT
OPERATING VOLTAGE	V _{CC}	-	3.0	3.3	3.6	V
OPERATING VOLTAGE	V _{LED}	-	9.0	9.9	10.2	V
INPUT HIGH VOLTAGE	V _{IH}	-	0.7*V _{CC}	-	V _{CC}	V
INPUT LOW VOLTAGE	V _{IL}	-	0	-	0.3*V _{CC}	V
OPERATING CURRENT	I _{CC}	V _{CC} = 3.3V	-	220	TBA	mA
OPERATING CURRENT LED	I _{LED}	-	-	180	-	mA
POWER CONSUMPTION	P	-	-	2.5	-	W
BRIGHTNESS	L	Average	320	400	-	cd/m ²

Power Supply



Pin Connections

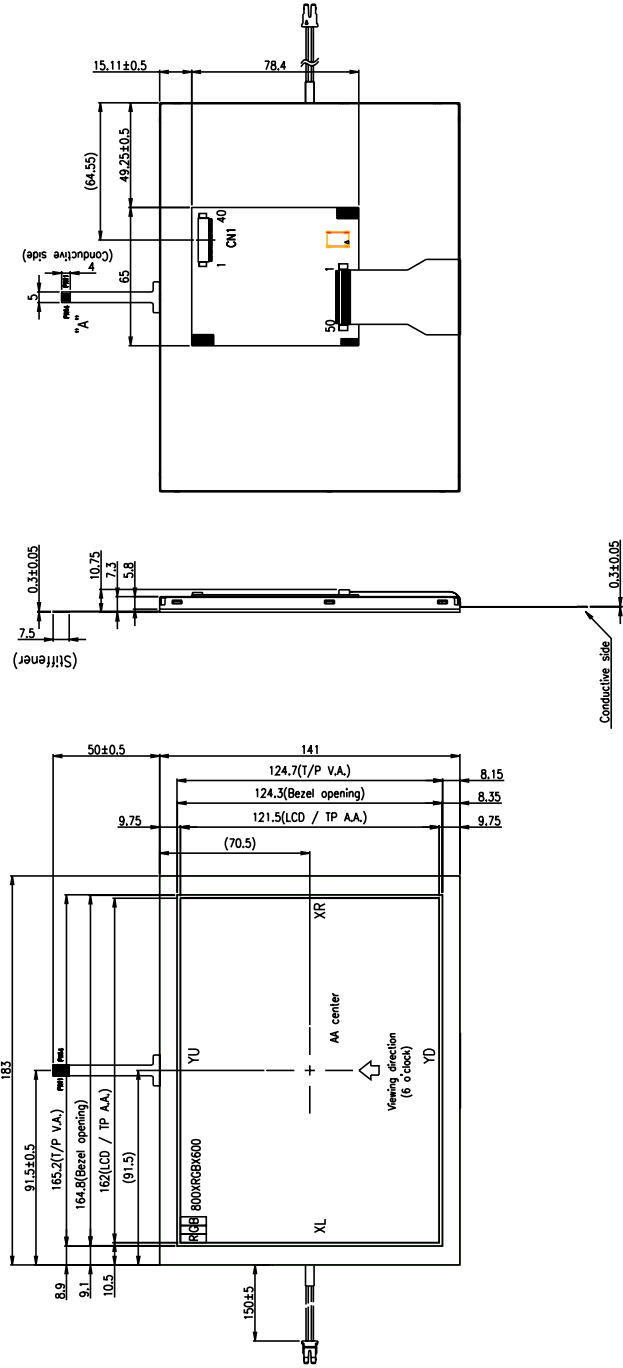
PIN NO.	SYMBOL		FUNCTION
1	GND	-	Ground
2	GND	-	Ground
3	NC(ADJ)	-	No Connect (Backlight Dimming Cntr.)
4	NC(VLED)	-	No Connect (Power Supply for Backlight)
5	NC(VLED)	-	No Connect (Power Supply for Backlight)
6	NC(VLED)	-	No Connect (Power Supply for Backlight)
7	Vcc	-	Power Supply
8	Vcc	-	Power Supply
9	DE	L	Data Enable
10	GND	-	Ground
11	GND	-	Ground
12	GND	-	Ground
13-15	B5-B3	H/L	Blue Data 5-3
16	GND	-	Ground
17-19	B2-B0	H/L	Blue Data 2-0
20	GND	-	Ground
21-23	G5-G3	H/L	Green Data 5-3
24	GND	-	Ground
25-27	G2-G0	H/L	Green Data 2-0
28	GND	-	Ground
29-31	R5-R3	H/L	Red Data 5-3
32	GND	-	Ground
33-35	R2-R0	H/L	Red Data 2-0
36	GND	-	Ground
37	GND	-	Ground
38	DCLK	H/L	Data Clock
39	GND	-	Ground
40	GND	-	Ground

Absolute Maximum Ratings

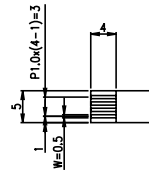
PARAMETER	SYMBOL	MIN	MAX	UNIT
SUPPLY VOLTAGE	V _{CC}	-0.3	4.0	V
INPUT VOLTAGE	V _{IN}	-0.3	V _{CC} + 0.3	V
OPERATING TEMPERATURE	T _{OP}	-20	+70	°C
STORAGE TEMPERATURE	T _{STG}	-30	+80	°C

9. Dimensional Outlines

With TOUCH SCREEN



CN1 : 5F2.2535E-A3821.140
 CN2 : JST BHSR-02VS-1
 or compatible



Detail A
 Scale 3:1

Pin #	TP Assignment
1	YD
2	XR
3	YU
4	XL

Net	Pin Name
1	GND
2	GND
3	MC(A0)
4	MC(A1)
5	MC(A2)
6	MC(A3)
7	VCC
8	VCC
9	DE
10	GND
11	GND
12	GND
13	R5
14	R4
15	R3
16	GND
17	R2
18	R1
19	R0
20	GND
21	G5
22	G4
23	G3
24	GND
25	G2
26	G1
27	G0
28	GND
29	R5
30	R4
31	R3
32	GND
33	R2
34	R1
35	R0
36	GND
37	GND
38	DOCLK
39	GND
40	GND