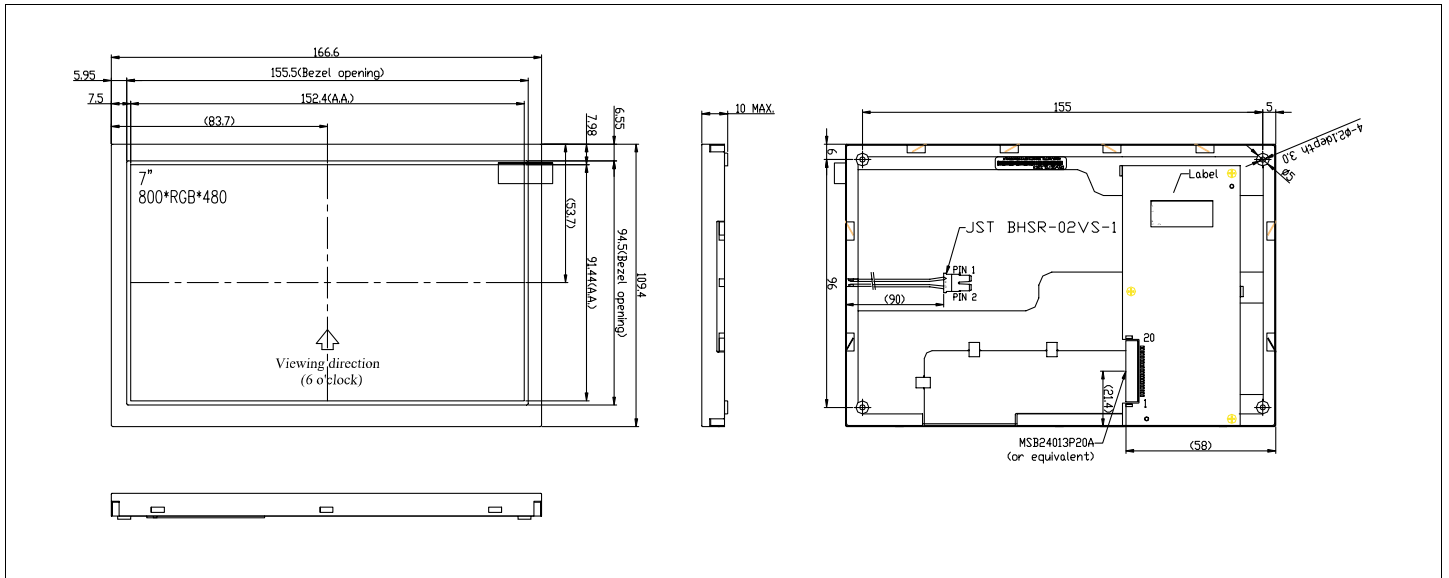


HDA700L-GHL

Dimensional Drawing

7", WVGA (800 X480), TFT Color Graphics, White LED Backlight



- Features**
- Viewing Angle(H/V).....130/120 degrees
 - High Contrast.....250:1
 - Fast Response Time(R/F).....20 msec
 - Built-in Controller.....none
 - LVDS Interface Logic.....
 - Touch screenoptional
 - High Brightness.....1000 cd/m

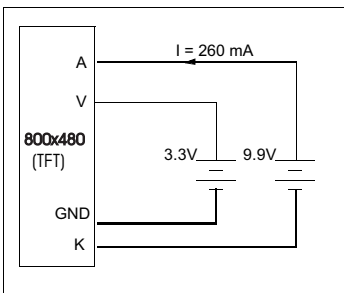
- Physical Data**
- Module Size.....166.6W x109.4H x10.0Tmm
 - Viewing Area Size.....155.5 W x94.5 H mm
 - Dot Pitch.....0.0635W x 0.1905H mm
 - Weight.....165 g

CONNECTOR HIROSE DF19K-20P-1H

Electrical Characteristics (VCC=3.3±0.125V 25°C)

PARAMETER	SYM	CONDITION	MIN	TYP	MAX	UNIT
OPERATING VOLTAGE	V _{CC}	-	3.0	3.3	3.6	V
OPERATING VOLTAGE(WLED)	V _{WLED}	-	9.3	9.9	10.5	V
INPUT DIF. VOLTAGE (LVDS)	V _{ID}	-	100	-	600	mV
INPUT COM. MODE VOLT.	V _{CM}	-	-	-	1.40	V
OPERATING CURRENT	I _{CC}	V _{CC} = 3.3V	-	215	305	mA
OPERATING CURRENT (WLED)	I _{LED}	-	-	260	-	mA
POWER CONSUMPTION	P	-	-	3.28	-	W
BRIGHTNESS	L	-	800	1000	-	cd/m ²

Power Supply



Pin Connections

PIN NO.	SYMBOL		FUNCTION
1	V _{CC}	-	+3.3V Power Supply
2	V _{CC}	-	+3.3V Power Supply
3	V _{SS}	-	Ground
4	V _{SS}	-	Ground
5	RXIN0 -	H/L	LVDS (-) - channel 0
6	RXIN0 +	H/L	LVDS (+) - channel 0
7	V _{SS}	-	Ground
8	RXIN1 -	H/L	LVDS (-) - channel 1
9	RXIN1 +	H/L	LVDS (+) - channel 1
10	V _{SS}	-	Ground
11	RXIN2 -	H/L	LVDS (-) - channel 2
12	RXIN2 +	H/L	LVDS (+) - channel 2
13	V _{SS}	-	Ground
14	RXCLK -	H/L	LVDS (-) - clock
15	RXCLK +	H/L	LVDS (+) - clock
16	V _{SS}	-	Ground
17	NC	-	No Connection
18	NC	-	No Connection
19	V _{SS}	-	Ground
20	V _{SS}	-	Ground

Absolute Maximum Ratings

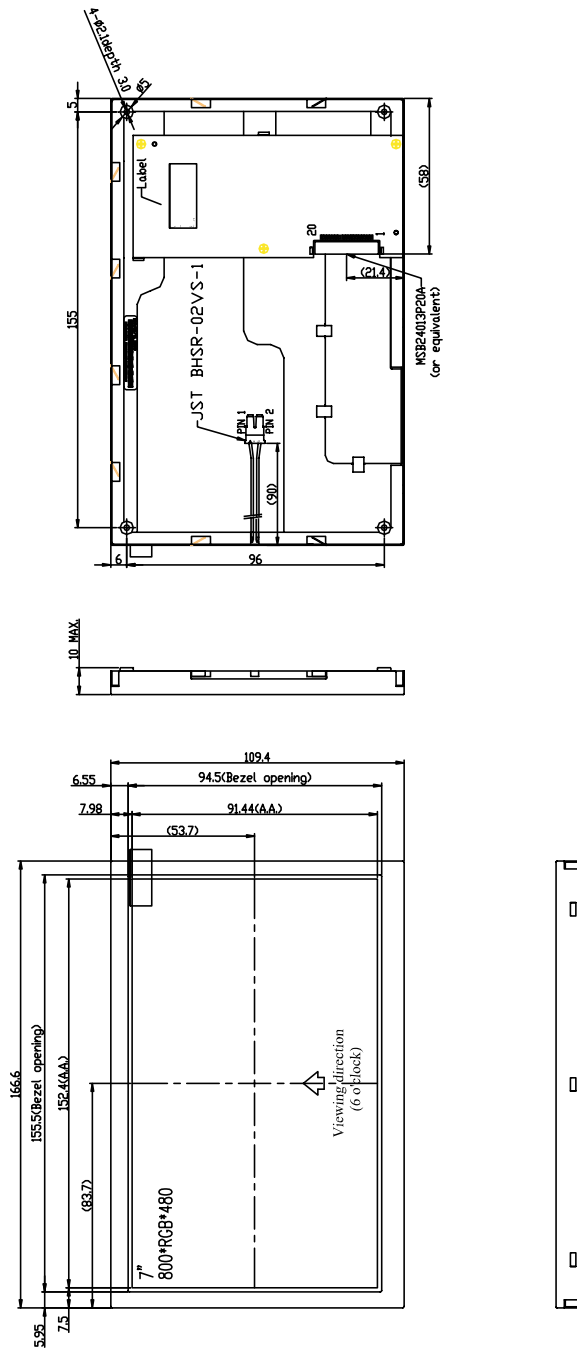
PARAMETER	SYMBOL	MIN	MAX	UNIT
SUPPLY VOLTAGE	V _{CC}	-0.5	4.0	V
INPUT VOLTAGE	V _{IN}	-0.5	4.0	V
OPERATING TEMPERATURE	T _{OP}	-20	+70	°C
STORAGE TEMPERATURE	T _{STG}	-30	+80	°C

HDA700L-GHL

Dimensional Drawing

7" ,WVGA (800 X480) , TFT Color Graphics ,White LED Backlight

NO TOUCH SCREEN OPTION



No	PIN NAME
1	VCC
2	VCC
3	VSS
4	VSS
5	R1M0-
6	R1M0+
7	VSS
8	R1M1-
9	R1M1+
10	VSS
11	R1M2-
12	R1M2+
13	VSS
14	RCLK-
15	RCLK+
16	VSS
17	NC
18	NC
19	VSS
20	VSS

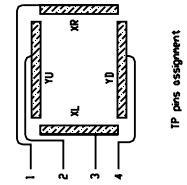
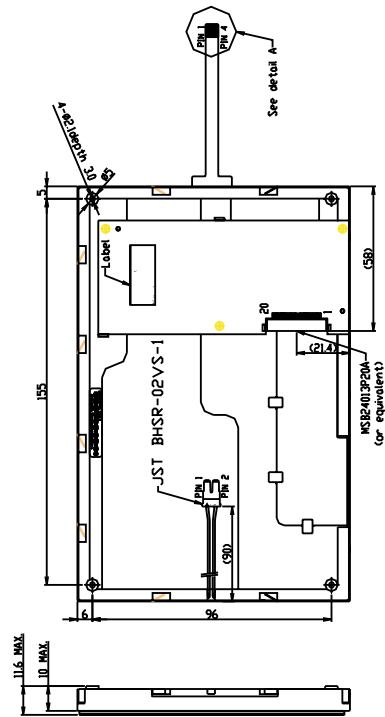
HDA700LT-GHL

Dimensional Drawing

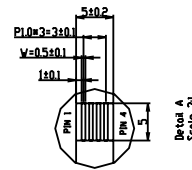
7 ,WVGA (800 X480) , TFT, with Touch Screen, White LED Backlight

With TOUCH SCREEN

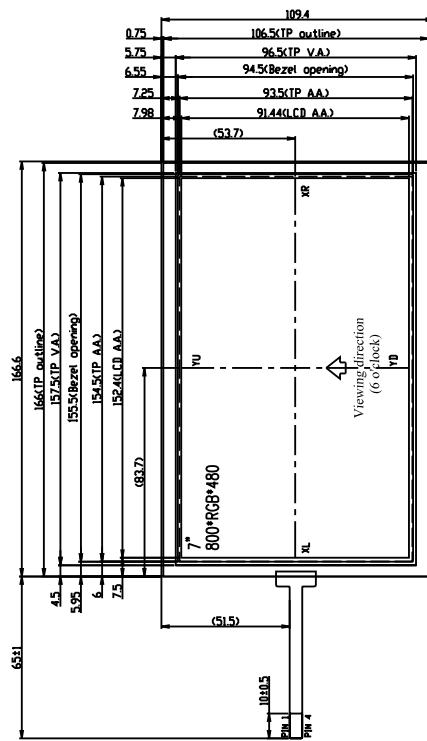
Touch Screen CONNECTOR : KYOCERA-ELCO 046227004100829+



TP pins assignment



Detail A
Scale 3x



No	PIN NAME
1	VCC
2	VCC
3	VSS
4	VSS
5	R1IN+
6	R1IN-
7	VSS
8	R1IN+
9	R1IN-
10	VSS
11	R1IN+
12	R1IN-
13	VSS
14	RCLK+
15	RCLK+
16	VSS
17	NC
18	NC
19	VSS
20	VSS

