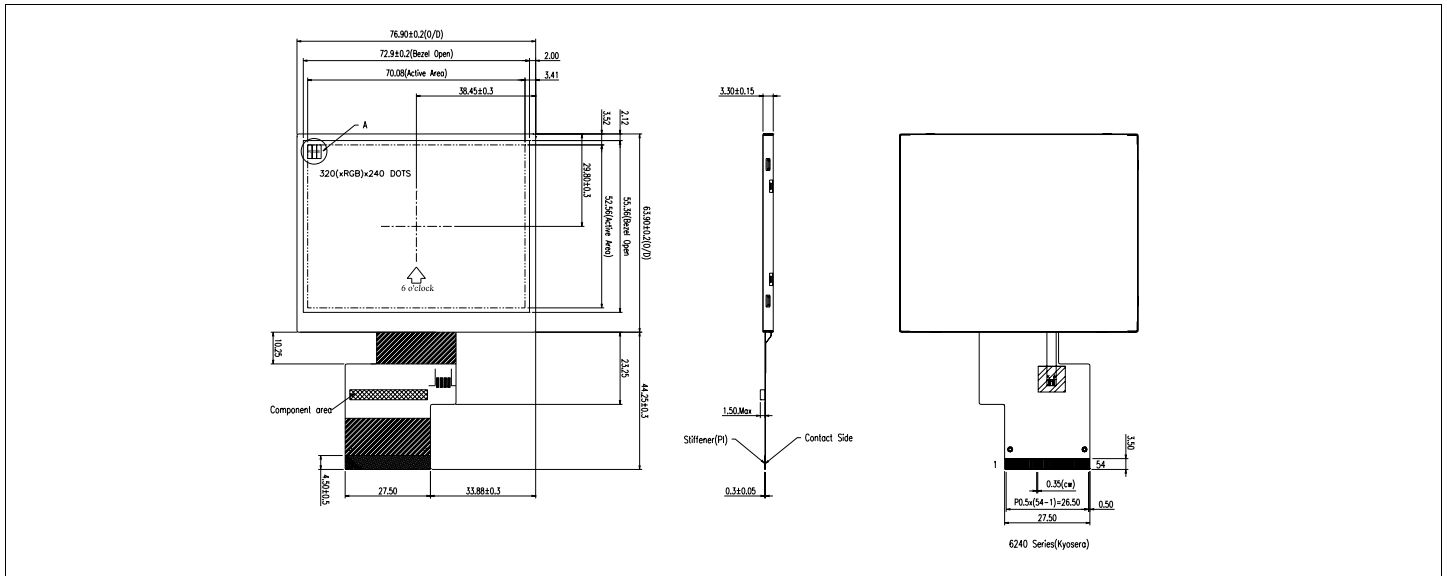


HDA350-2G

Dimensional Drawing

3.5" , QVGA (TFT) Color Graphics , Landscape, White LED Backlight



Features

- Viewing Angle(H/V).....120/110 degrees
- High Contrast.....300:1
- Fast Response Time.....50 msec
- Built-in Controller.....none

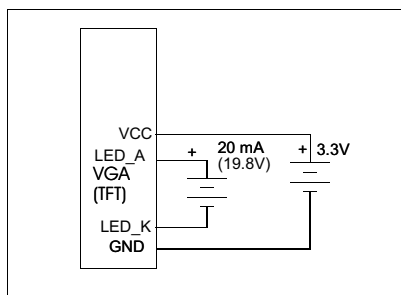
Physical Data

- Module Size.....76.9W x63.9H x3.3T mm
- Active Area Size.....72.90W x55.36 H mm
- Dot Pitch.....0.073W x 0.219H mm
- Weight.....TBD

Electrical Characteristics (VDD=3.3±0.125V 25°C)

PARAMETER	SYM	CONDITION	MIN	TYP	MAX	UNIT
OPERATING VOLTAGE	V _{CC}	-	2.5	3.3	3.6	V
OPERATING VOLTAGE	V _{LED}	I = 20 mA	-	19.8	-	V
INPUT HIGH VOLTAGE	V _{IH}	-	0.8*V _{DD}	-	V _{DD}	V
INPUT LOW VOLTAGE	V _{IL}	-	0	-	0.2*V _{DD}	V
OPERATING CURRENT	I _{DDIO+CI}	V _{DDIO/CI} = 3.3V	-	7.5	-	mA
OPERATING CURRENT LED	I _{LED}	-	-	20	-	mA
POWER CONSUMPTION	P _D	-	-	432	-	mW
BRIGHTNESS	L	Average	250	300	-	Cd/m ²

Power Supply



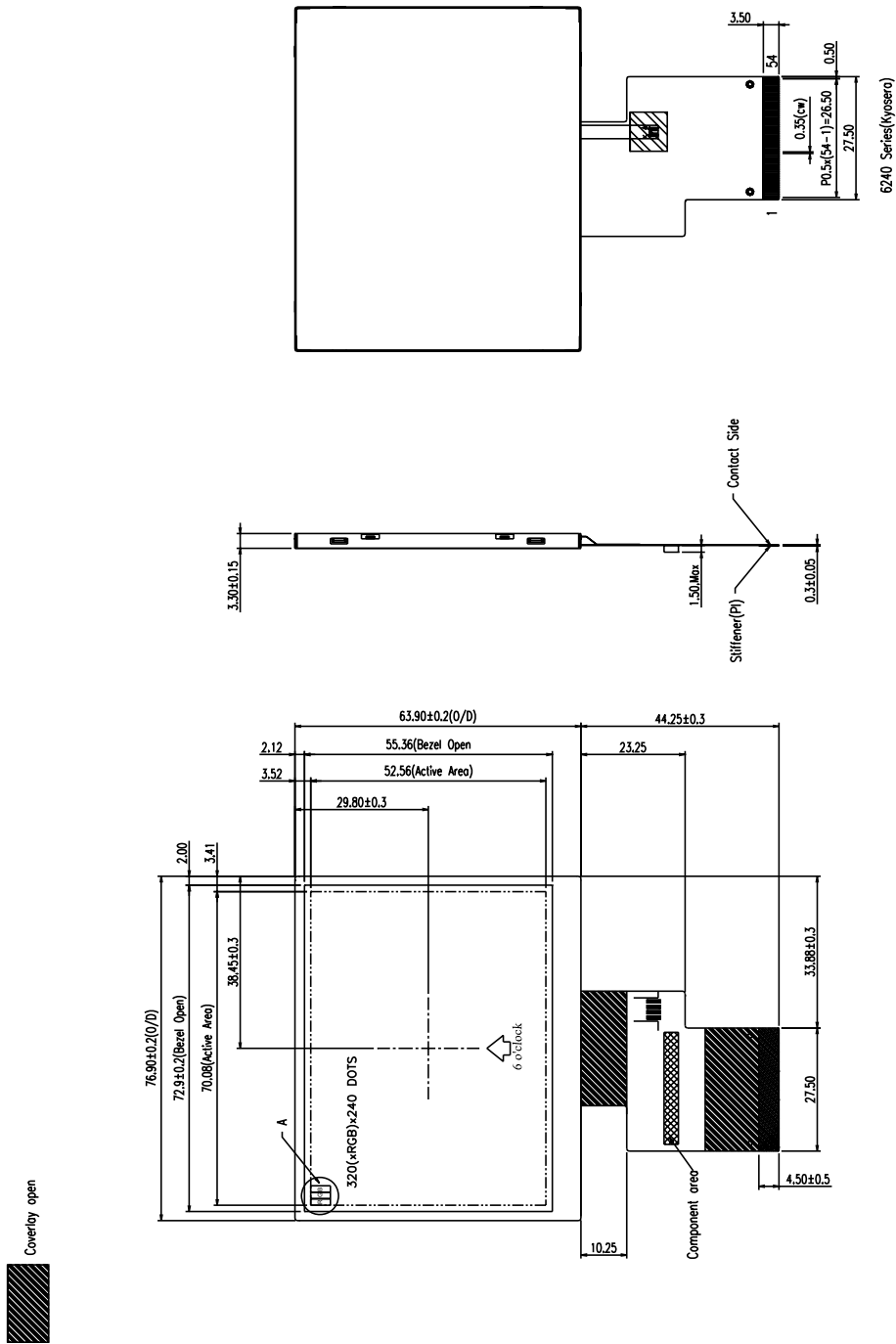
Pin Connections

PIN NO.	SYMBOL		FUNCTION
1	LED-	-	Backlight LED (-)
2	LED-	-	Backlight LED (-)
3	LED+	-	Backlight LED (+)
4	LED+	-	Backlight LED (+)
5	NC	-	No Connection
6	NC	-	No Connection
7	/RESET	L	Reset Input
8	/CS	L	SPI Interface , Chip Select Input
9	SCLK	L/H	SPI Interface Data Clock Input
10	SDI	L/H	SPI Interface Data INPUT
11	SDO	L/H	SPI Interface Data OUTPUT
12-19	B0-B7	L/H	Blue Data Inputs
20-27	G0-G7	L/H	Green Data Inputs
28-35	R0-R7	L/H	Red Data Inputs
36	HSYNC	L	Horizontal Sync Input
37	VSYNC	L	Vertical Sync Input
38	DCLK	L/H	Data Clock Input
39	V _{DDIO}	-	Voltage Input for I/O Logic (2.5-3.6V)
40	V _{DDIO}	-	Voltage Input for I/O Logic (2.5-3.6V)
41	V _{ci}	-	Booster Power Input (2.5-3.6V)
42	V _{ci}	-	Booster Power Input (2.5-3.6V)
43	REGVDD	-	Connect to Voltage Source , 2.5-3.6V
44	NC	-	No Connection
45	NC	-	No Connection
46	NC	-	No Connection
47	NC	-	No Connection
48	NC	-	No Connection
49	NC	-	No Connection
50	NC	-	No Connection
51	NC	-	No Connection
52	DE	L	Data Enable Input
53	GND	-	Ground Pin
54	GND	-	Ground Pin

Absolute Maximum Ratings

PARAMETER	SYMBOL	MIN	MAX	UNIT
SUPPLY VOLTAGE	V _{DDIO/CI}	-0.3	4.0/5.0	V
BACKLIGHT CURRENT(White LED)	I _{LED}	-	30	mA
INPUT VOLTAGE	V _{IN}	-0.3	V _{DD} + 0.3	V
OPERATING TEMPERATURE	T _{OP}	-20	+70	°C
STORAGE TEMPERATURE	T _{STG}	-30	+80	°C

NO TOUCH SCREEN OPTION



PIN ASSIGNMENT	
1.	LED-
2.	LED-
3.	LED+
4.	LED+
5.	NC
6.	NC
7.	/RESET
8.	/CS
9.	SCK
10.	SDI
11.	SDD
12.	BO
13.	B1
14.	B2
15.	B3
16.	B4
17.	B5
18.	GND
19.	GND
20.	G0
21.	G1
22.	G2
23.	G3
24.	G4
25.	G5
26.	GND
27.	GND
28.	R0
29.	R1
30.	R2
31.	R3
32.	R4
33.	R5
34.	GND
35.	GND
36.	HSYNC
37.	VSYNC
38.	DCLK
39.	VDD
40.	VDD
41.	VDDIO
42.	VDDIO
43.	NC
44.	NC
45.	NC(YU:TOP)
46.	NC(XR:RIGHT)
47.	NC(YD:BOTTOM)
48.	NC(XL:LEFT)
49.	NC
50.	NC
51.	NC
52.	DE
53.	GND
54.	GND

DETAIL A
SCALE:1:1

HDA350T-2G

Dimensional Drawing

3.5", QVGA (TFT), with Touch Screen, White LED Backlight

With TOUCH SCREEN

