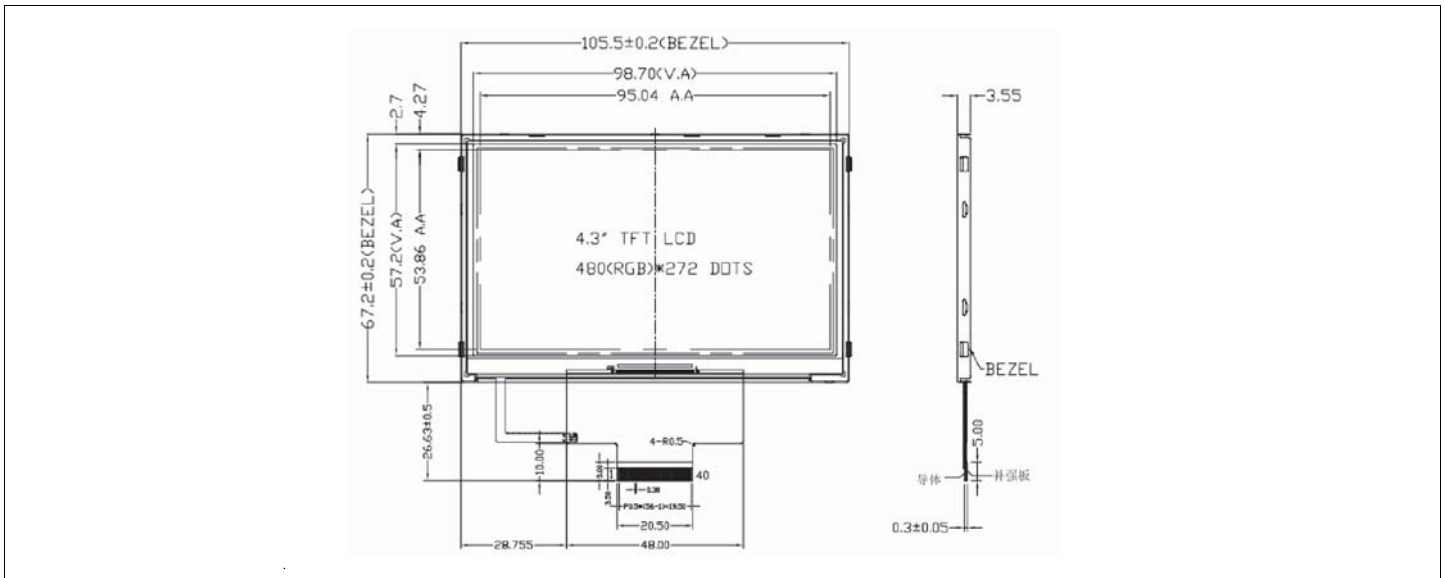


HDA430-5S

Dimensional Drawing

4.3", 480x272, TFT, Transmissive Color, Landscape, White LED Backlight



Features

- Viewing Angle(H/V).....130/110 degrees
- High Contrast.....350
- Fast Response Time.....35 msec
- Built-in DC-DC Converter
- Built-in Controller.....none
- Touch Screenoptional

Electrical Characteristics (VDD=3.3±0.125V 25°C)

PARAMETER	SYM	CONDITION	MIN	TYP	MAX	UNIT
OPERATING VOLTAGE	V _{DD}	-	3.0	3.3	3.6	V
INPUT HIGH VOLTAGE	V _{IH}	-	0.7V _{DD}	-	V _{DD}	V
INPUT LOW VOLTAGE	V _{IL}	-	0	-	0.3V _{DD}	V
OPERATING CURRENT	I _{DD}	-	-	TBD	-	mA
LED OPERATING VOLTAGE	V _{LED}	I _F = 20 mA	18.6	19.8	21.0	V
OPERATING CURRENT	I _{FLED}	-	-	20	-	mA
POWER CONSUMPTION	P _D	-	-	TBD	-	mW
BRIGHTNESS	L	Average	-	400	-	cd/m ²

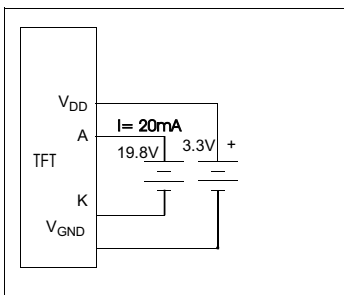
Physical Data

- Module Size.....105.5W x 67.2H x 3.35T mm
- Active Area Size.....95.04W x 53.86H mm
- Dot Pitch.....mm
- Weight.....TBD

Pin Connections

PIN NO.	SYMBOL	FUNCTION	
1-2	GND	I	Ground
3-4	VCC	I	Power Supply
5	R0	H/L	Red Data Bit 0
6	R1	H/L	Red Data Bit 1
7	R2	H/L	Red Data Bit 2
8	R3	H/L	Red Data Bit 3
9	R4	H/L	Red Data Bit 4
10	R5	H/L	Red Data Bit 5
11	R6	H/L	Red Data Bit 6
12	R7	H/L	Red Data Bit 7
13	G0	H/L	Green Data Bit 0
14	G1	H/L	Green Data Bit 1
15	G2	H/L	Green Data Bit 2
16	G3	H/L	Green Data Bit 3
17	G4	H/L	Green Data Bit 4
18	G5	H/L	Green Data Bit 5
19	G6	H/L	Green Data Bit 6
20	G7	H/L	Green Data Bit 7
21	B0	H/L	Blue Data Bit 0
22	B1	H/L	Blue Data Bit 1
23	B2	H/L	Blue Data Bit 2
24	B3	H/L	Blue Data Bit 3
25	B4	H/L	Blue Data Bit 4
26	B5	H/L	Blue Data Bit 5
27	B6	H/L	Blue Data Bit 6
28	B7	H/L	Blue Data Bit 7
29	GND	I	Ground
30	DOTCLK	H/L	Data Clock
31	DISPLAY	H/L	Display ON/OFF (H/L)
32	HSYNC	H	Horizontal Sync
33	VSYNC	H	Vertical Sync
34-38	NC	-	No Connection
39	LEDK	I	Backlight Cathode
40	LEDA	I	Backlight Anode

Power Supply



Absolute Maximum Ratings

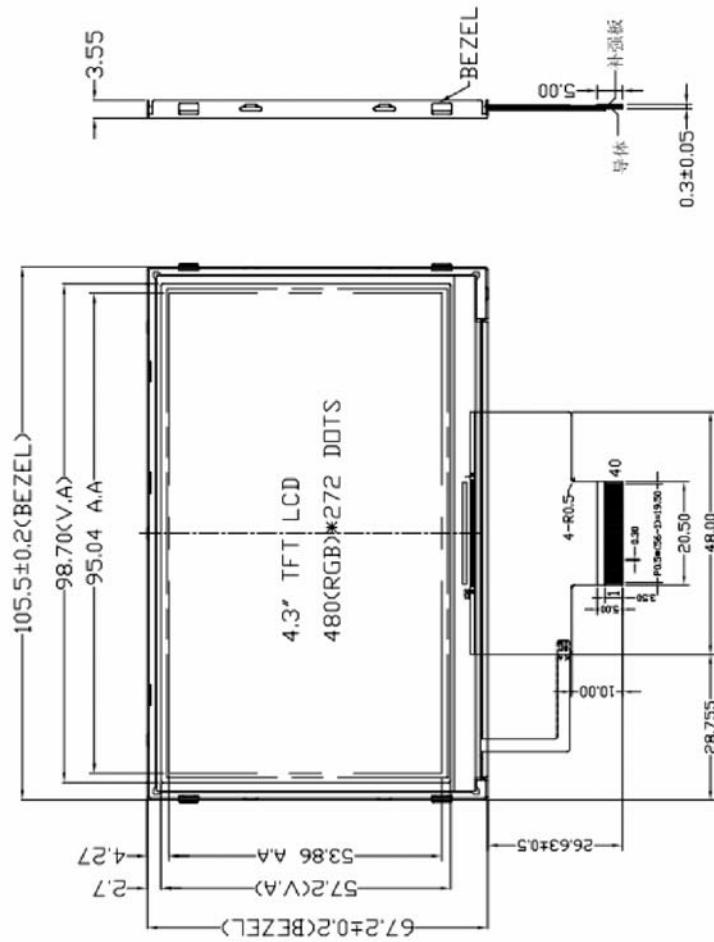
PARAMETER	SYMBOL	MIN	MAX	UNIT
SUPPLY VOLTAGE	V _{DD}	0	4.5	V
BACKLIGHT CURRENT (LED)	I _{LED}	-	TBD	mA
INPUT VOLTAGE	V _{IN}	-0.3	V _{DD} +0.3	V
OPERATING TEMPERATURE	T _{OP}	-20	70	°C
STORAGE TEMPERATURE	T _{STG}	-30	80	°C

High Brightness

Dimensional outlines

PIN	SYMBOL	PIN	SYMBOL
1	GND	21	B0
2	GND	22	B1
3	VCC	23	B2
4	VCC	24	B3
5	R0	25	B4
6	R1	26	B5
7	R2	27	B6
8	R3	28	B7
9	R4	29	GND
10	R5	30	DOTCLK
11	R6	31	DISPLAY
12	R7	32	HSYNC
13	G0	33	VSINC
14	G1	34	NC
15	G2	35	NC
16	G3	36	NC
17	G4	37	NC
18	G5	38	NC
19	G6	39	K
20	G7	40	A

1	Operating Voltage:	Vcc=3.3V typ.
2	Resolution:	480RGB*272
3	Color:	16M
4	Interface:	24-bits RCB
5	Display type:	Transmissive
6	polairer surface treatment:	Clare
7	Viewing Direction:	12:00
8	Operating Temp.:	-20°C~70°C
9	Storage Temp.:	-30°C~80°C
10	Driver IC:	OFA5180A-C3
11	Unspecified tolerance:	±0.2



With TOUCH SCREEN

High Brightness

Dimensional outline

PIN	SYMBOL	PIN	SYMBOL
1	GND	21	B0
2	GND	22	B1
3	VCC	23	B2
4	VCC	24	B3
5	R0	25	B4
6	R1	26	B5
7	R2	27	B6
8	R3	28	B7
9	R4	29	GND
10	S5	30	DOTCLK
11	R6	31	DISPLAY
12	R7	32	H SYNC
13	G0	33	V SYNC
14	G1	34	NC
15	G2	35	XR
16	G3	36	YD
17	G4	37	XL
18	G5	38	YU
19	G6	39	K
20	G7	40	A

1	Operating Voltage:	Vcc=3.3V typ.
2	Resolution:	480RGB*272
3	Color:	16M
4	Interface:	24-bits RGB
5	Display type:	Transmissive
6	polarizer surface treatment	Glare
7	TP surface treatment	Anti-glare
8	Viewing Direction:	12:00
9	Operating Temp:	-20°C~70°C
10	Storage Temp:	-30°C~80°C
11	Driver IC:	OTA5180A-C3
12	Unspecified tolerance:	±0.2

