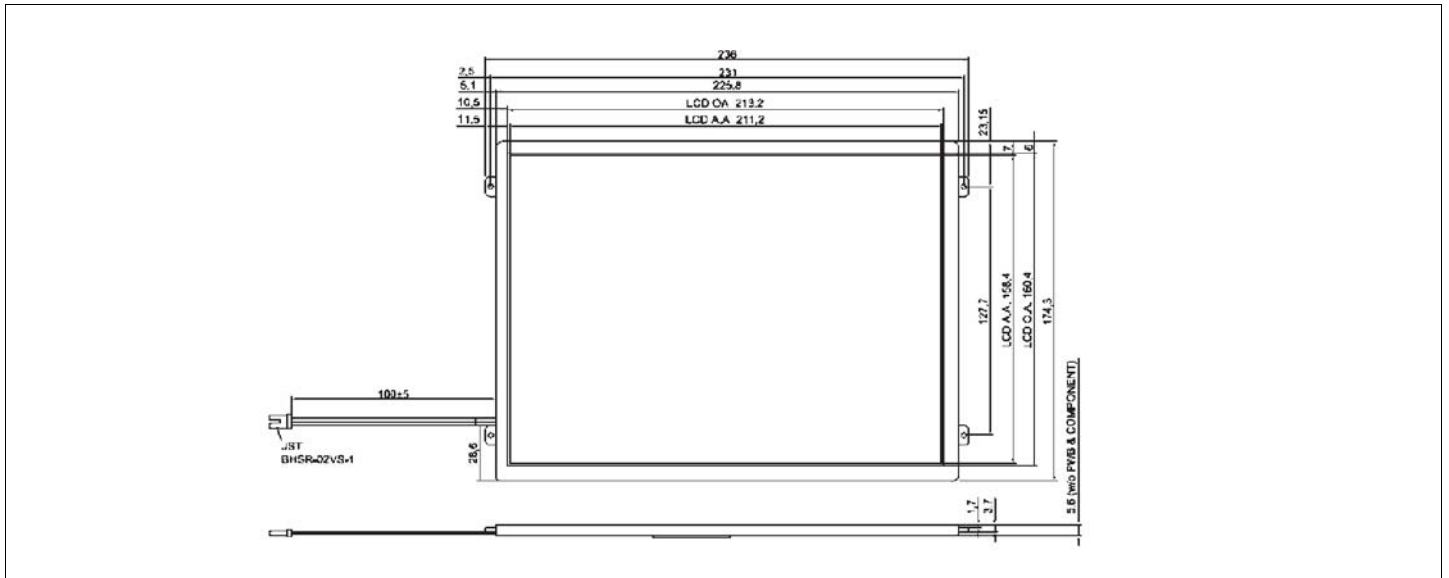


HDA1040X-A

Dimensional Drawing

10.4", XGA (1024 X768) , TFT Color Graphics ,WLED Backlight



Features

Viewing Angle(H/V).....140/120 degrees
 High Contrast.....500:1
 Fast Response Time(R/F).....25 msec
 Built-in Controller.....none
 LVDS Interface Logic.....

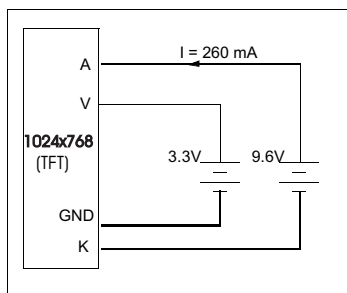
Physical Data

Module Size.....236.0W x174.3H x7.4T mm
 Viewing Area Size.....213.2W x160.4 H mm
 Dot Pitch.....TBD
 Weight.....390 g

Electrical Characteristics (VCC=3.3±0.125V 25°C)

PARAMETER	SYM	CONDITION	MIN	TYP	MAX	UNIT
OPERATING VOLTAGE	V _{CC}	-	3.0	3.3	3.6	V
OPERATING VOLTAGE(WLED)	V _{WLED}	-	8.85	9.6	10.8	V
INPUT DIF. VOLTAGE (LVDS)	V _{ID}	-	250	350	450	mV
INPUT COM. MODE VOLT.	V _{CM}	-	1.08	1.2	1.32	V
OPERATING CURRENT	I _{CC}	V _{CC} = 3.3V	-	450	500	mA
OPERATING CURRENT (WLED)	I _{WLED}	-	-	260	-	mA
POWER CONSUMPTION	P	-	-	3.98	-	W
BRIGHTNESS	L	-	360	400	-	cd/m ²

Power Supply



Pin Connections

PIN NO.	SYMBOL	FUNCTION	
1	GND	-	Ground
2	VCC	-	+3.3V Power Supply
3	VCC	-	+3.3V Power Supply
4	NC	-	No Connection
5	NC	-	No Connection
6	NC	-	No Connection
7	GND	-	Ground
8	RXIN0 -	H/L	LVDS (-) - chanel 0
9	RXIN0+	H/L	LVDS (+) - chanel 0
10	GND	-	Ground
11	RXIN1 -	H/L	LVDS (-) - chanel 1
12	RXIN1 +	H/L	LVDS (+) - chanel 1
13	GND	-	Ground
14	RXIN2 -	H/L	LVDS (-) - chanel 2
15	RXIN2 +	H/L	LVDS (+) - chanel 2
16	GND	-	Ground
17	RXCLK -	H/L	LVDS (-) - clock
18	RXCLK+	H/L	LVDS (+) - clock
19	GND	-	Ground
20	NC	-	No Connection
21	NC	-	No Connection
22	GND	-	Ground
23	GND	-	Ground
24	NC	-	No Connection
25	NC	-	No Connection
26	NC	-	No Connection
27	NC	-	No Connection
28	NC	-	No Connection
29	NC	-	No Connection
30	NC	-	No Connection

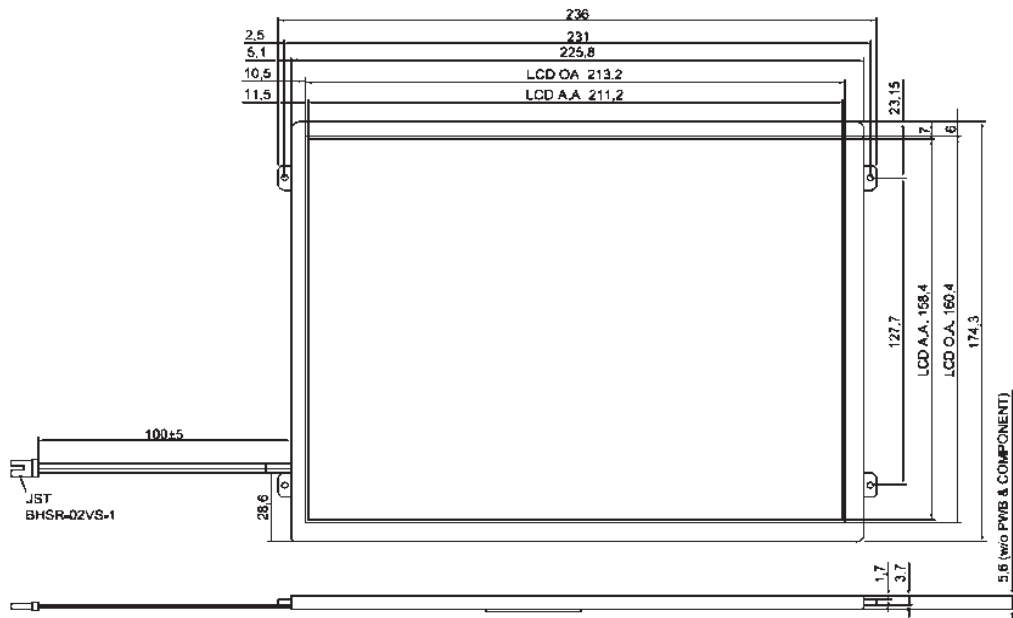
Absolute Maximum Ratings

PARAMETER	SYMBOL	MIN	MAX	UNIT
SUPPLY VOLTAGE	V _{CC}	-0.3	4.0	V
INPUT VOLTAGE	V _{IN}	-0.3	V _{CC} + 0.3	V
OPERATING TEMPERATURE	T _{OP}	-20	+70	°C
STORAGE TEMPERATURE	T _{STG}	-30	+80	°C
WLED VOLTAGE	V _{WLED}	-	10.65	V

10. MECHANICAL DIMENSION

10.1 Front Side

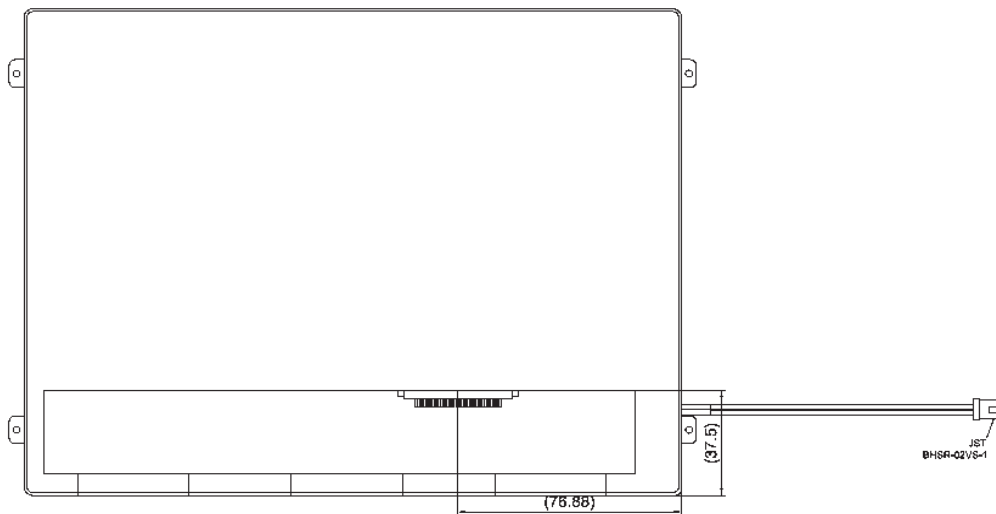
[Unit : mm]



[Note] : Tolerance is ±0.3mm unless noted

10.2 Rear Side

[Unit : mm]



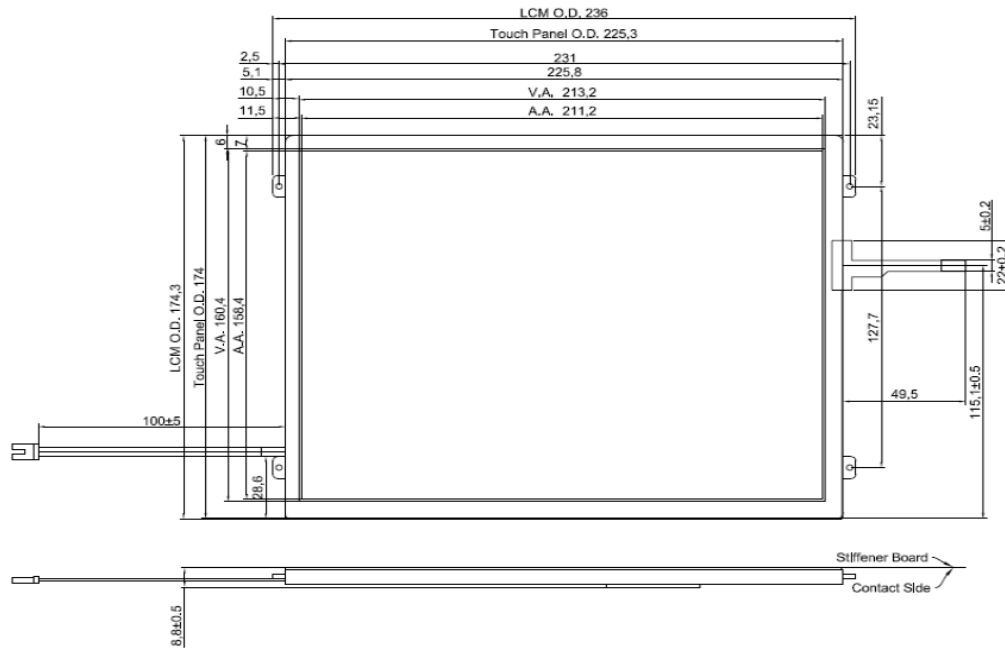
[Note] : Tolerance is ±0.3mm unless not noted

TOUCH SCREEN OPTION

11. MECHANICAL DIMENSION

11.1 Front Side

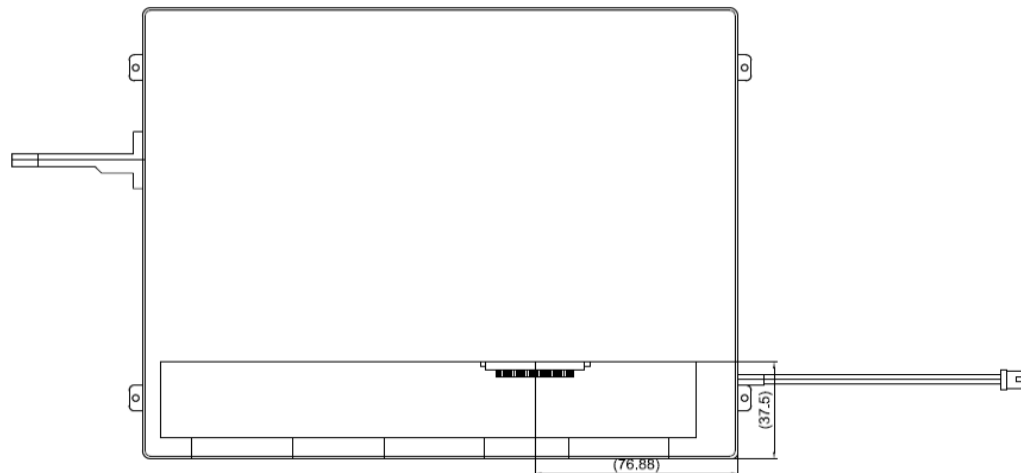
[Unit : mm]



[Note] : Tolerance is ± 0.3 mm unless noted

11.2 Rear Side

[Unit : mm]



[Note] : Tolerance is ± 0.3 mm unless not noted